

Netheravon All Saints C of E Primary School

Homework Grid - Year 4





Autumn 2nd Half Term 2017

This is our homework grid for the half term. The homework activities are related to our curriculum learning objectives. You can choose to do the activities in any order, but you are expected to complete one homework activity each week. Please make sure that your homework activity is completed and the folder is handed into school on a Friday so it can be marked and returned on the following Friday.

Remember - you are also expected to complete your weekly spellings, times-tables and continue with reading at least three times a week.



= resources provided

<p><b><u>Maths</u></b></p> <p>Problem solving</p> 	<p><b><u>Topic - World War 2</u></b> <b><u>2 weeks homework</u></b></p> <p>Prepare a 2 minute talk about an area which interests you. You could talk about aircraft, different jobs, prominent people... You could prepare a powerpoint or show pictures. Let me know when you are ready to present your talk.</p> 	<p><b><u>Topic/English</u></b></p> <p>VE Day - comprehension.</p> 
<p><b><u>Art and Design</u></b></p> <p>Use the instructions to try and make an origami poppy. (If you struggle to make it, cut it out into a poppy shape on a piece of paper.) Using this poppy, create a piece of artwork with the poppy as the focal point of the work.</p> 		<p><b><u>Topic - World War 2</u></b></p> <p>Research what the inside of an Anderson Shelter looked like in World War Two. Use the Anderson Shelter outline to design the inside of the shelter, labelling it and explaining your choices with reference to your research.</p> 