

NETHERAVON ALL SAINTS C of E Primary School

Homework Grid – Year 3

Spring Term One 2018 Beech Class




This is our homework grid for this half term. The homework activities are related to our curriculum learning objectives. You can choose to do the activities in any order, but you are expected to complete one homework activity each week. Please make sure that your homework activity is completed and the folder is handed into school on a Friday so it can be marked and handed back the following Friday.

You are also expected to complete your weekly spellings, Maths Passport and continue with reading.

Please speak to your class teacher if your child needs additional copies of the homework grid or resources.



= Resources provided

<p style="text-align: center;">Design and Technology</p> <p>Use the recipe to make some Spanish cupcakes – Magdalenas. Take a picture of your cupcakes and let me know how they tasted!</p> <p style="text-align: right;"></p>	<p style="text-align: center;">English/Geography</p> <p>Use information texts to write a fact file about a city in either Mexico or Spain. You can write out the fact file or use a computer (word processor or publisher).</p> <p style="text-align: right;"></p>	<p style="text-align: center;">English</p> <p>Pick a story from another culture and learn it ready to perform to the class. Think about what you could use to help you remember the story and how you will perform it.</p>
<p style="text-align: center;">Maths</p> <p>At any opportunity, use money to add prices together or take them away to work out an amount owed in a shop and work out how much change you need to receive in pounds and pence.</p>	<p style="text-align: center;">Science</p> <p>Create a healthy eating poster, including key details about having a balanced diet. Use the poster examples to help inspire your ideas.</p> <p style="text-align: right;"></p>	